







AllWest Project Experience 2005 - 2009



Class A Suburban Office & Industrial

NAME / LOCATION	CLIENT / ASSIGNMENT	PROPERTY DATA
<p>Old Navy Corporate Headquarters San Francisco, California</p>	<p>GLL Properties Walnut Creek, CA</p> <p>Environmental Site Assessment Property Condition Assessment Seismic Risk Assessment</p>	 <p>6-story, Class A 283,000 sf Office Building</p>
<p>Oyster Point Business Park & Oyster Cove Marina South San Francisco, California</p>	<p>Shorenstein Realty Services San Francisco, CA</p> <p>Property Condition Assessment</p>	 <p>6 Buildings and 235 boat berths 403,000 sf on 30 waterfront acres</p>
<p>235 Pine Street San Francisco, California</p>	<p>Alecta Real Estate & TA Associates San Francisco, CA</p> <p>Environmental Site Assessment Property Condition Assessment Seismic Risk Assessment</p>	 <p>25-story Class A Office Building 223,000 sf</p>
<p>Airport Plaza Long Beach, California</p>	<p>Lincoln Property Company Morgan Stanley Kennedy Associates, USA</p> <p>Environmental Site Assessment Property Condition Assessment Seismic Risk Assessment</p>	 <p>Two three-story 75,000 sf Class A Office Buildings with adjoining two-story parking structure</p>







AllWest Project Experience

2005 - 2009



Class A Suburban Office & Industrial





NAME / LOCATION	CLIENT / ASSIGNMENT	PROPERTY DATA
<p>Menlo Oaks Corporate Center Menlo Park, California</p>	<p>Walton Street Capital Chicago, IL</p> <p>Environmental Site Assessment Property Condition Assessment Seismic Risk Assessment</p>	 <p>Seven two-story Suburban Office Buildings, 372,000 sf on 19 acres</p>
<p>Baypointe Center Newark, California</p>	<p>Harvest Properties BlackRock Realty</p> <p>Environmental Site Assessment I & II</p>	 <p>Four-building Industrial Park 337,624 sf on 1,886 acres</p>
<p>5800 Third Street San Francisco, California</p>	<p>Archon Group Holiday Development</p> <p>Environmental Site Assessment I & II Asbestos & Soils Remediation Management</p>	 <p>Former Coca-Cola Bottling Plant</p>
<p>Dell Avenue Campbell, California</p>	<p>South Bay Development Principal Financial</p> <p>Property Condition Assessment Seismic Risk Assessment Post Seismic Upgrade PML</p>	 <p>Four concrete tilt-up buildings, 98,000 sf</p>



AllWest Project Experience 2005 - 2009



Class A Suburban Office & Industrial



NAME / LOCATION	CLIENT / ASSIGNMENT	PROPERTY DATA
<p>11625 Venture Drive Mira Loma, California</p>	<p>Lincoln Property Company State Farm Insurance Company</p> <p>Environmental Site Assessment Property Condition Assessment Seismic Risk Assessment</p>	 <p>418,462 sf warehouse on 18.5 acres 372,000 sf on 19 acres</p>
<p>425 Market Street San Francisco, California</p>	<p>Walton Street Capital MetLife Real Estate Shorenstein</p> <p>Environmental Site Assessment Update Property Condition Assessment Asbestos and Mold Review & Management</p>	 <p>38-story, 935,028 sf Class A Office Building</p>
<p>Office Buildings East Middlefield Road North Bernardo Avenue Ravendale Drive Mountain View, California</p>	<p>Rockpoint Group Boston Properties Lehman Brothers</p> <p>Environmental Site Assessment Seismic Assessments Management</p>	 <p>14 Suburban Office Buildings 526,000 sf on 36 acres</p> 



AllWest Project Experience 2005 - 2009



Class A Suburban Office & Industrial

NAME / LOCATION	CLIENT / ASSIGNMENT	PROPERTY DATA
<p>Office Buildings East Guasti Road Ontario, California</p>	<p>Pacific Coast Capital Partners Gramercy Capital Company</p> <p>Environmental Site Assessment Seismic Risk Assessment Property Condition Assessment</p>	  <p>Two Class A Suburban Office Buildings 171,482 sf on 16 acres</p>



AllWest Project Experience

2005 - 2009



Hotels, Resorts and Golf Courses


NAME / LOCATION	CLIENT / ASSIGNMENT	PROPERTY DATA
Four Seasons Hotel San Francisco, California	Westbrook Partners New York, NY Property Condition Assessment Seismic Assessment Environmental Assessment	 42-story Class A Mixed Use Building 1.13 M sf
Silverado Country Club & Resort Napa, California	Silverado Country Club Napa, CA Property Condition Assessment Seismic Assessment Environmental Assessment ALTA Survey	 283 acres with 2 championship golf courses, lodging, spa, and conference center
The Hotels and Residences at LA Live Los Angeles, California	AEG Worldwide Los Angeles, CA Water Intrusion Monitoring & Air Sampling	 57-story, 1.6 M sf Class A Building 2 Hotels and Residential Condominiums
Sheraton Universal Hotel Universal City, California	Walton Street Capital Chicago, IL Environmental Assessment Mold/Asbestos Surveys ALTA Survey	 278,000 sf, 20-story Hotel with 436 Rooms



AllWest Project Experience 2005 - 2009



Hotels, Resorts and Golf Courses

NAME / LOCATION	CLIENT / ASSIGNMENT	PROPERTY DATA
<p>Alpine Meadows Ski Resort Alpine Meadows, California</p>	<p>JMA Ventures Arbor Realty Trust Uniondale, NY</p> <p>Property Condition Assessment Seismic Assessment Environmental Assessment</p>	 <p>645-acre, 13-ski lift Lake Tahoe resort with 8 major and 16 minor structures</p>
<p>Campton Place San Francisco, California</p>	<p>The Taj Group The KOR Group Los Angeles, CA</p> <p>Property Condition Assessment Seismic Assessment Environmental Assessment</p>	 <p>Two-building, 16-story Boutique Hotel with 110 rooms</p>