



AllWest Project Experience 2013 - 2024





Retail

NAME / LOCATION	CLIENT / ASSIGNMENT	PROPERTY DATA
Second Street Crossing Shopping Center Davis, CA	Winn Communities Sacramento, CA ALTA, Environmental & Property Condition Assessments	 <p>46,330 sf, 4 building shopping center</p> <p>AllWest's ESA provided confidence to buyer that adjoining Superfund site was not a material concern</p>
Tulare Village Tulare, CA	Stearns & Ryan Torrance, CA Property Condition Assessment	 <p>160,000 sf, 5 building service retail built in 1970</p> <p>AllWest PCA was provided to potential buyers as a baseline evaluation</p>
Downtown Retail San Carlos, CA	Black Mountain Properties ALTA, Environmental, Property Condition and Seismic Assessments	 <p>3 buildings primarily restaurant use 25,000 sf</p> <p>AllWest conducted myriad of studies designed for acquisition purposes</p>
Hamilton Marketplace Novato, CA	Grosvenor Americas San Francisco, CA Environmental and Property Condition Assessments	 <p>4 buildings 91,000 sf Retail Center on 8.8 acres</p> <p>AllWest reports aided \$67 million disposition</p>



AllWest Project Experience 2013 - 2024





Retail

NAME / LOCATION	CLIENT / ASSIGNMENT	PROPERTY DATA	
Washington Square Petaluma, CA	Confidential Phase I, Soil, Soil Vapor and Groundwater Assessments		8 buildings 230,000 sf Retail Center Assisted client define hazmat release, addressing issues with regional agency
Borel Square Shopping Center San Mateo, CA	CBRE San Jose, CA Property Condition Assessment		4 buildings 92,813 sf Built 1968 & 2000 Report aided property acquisition
SF Jewelry Center San Francisco, CA	Swift Real Estate San Francisco, CA Phase II		Confirmed site environmental conditions
Four grocery anchored neighborhood retail centers Seattle, WA Metro Area	Donahue Schriber Realty Group Costa Mesa, CA Property Condition & Seismic Assessments		26 buildings, 350,660 sf AllWest completed eight assessments in a 10 day span concluding on December 22
Neighborhood Retail Fountain Valley, CA	Family Trust Phase I, II and IIa Assessments to determine costs associated with site dry cleaners		3 buildings on 2 acres Reports aided Trust financial dissolution



AllWest Project Experience 2013 - 2024

Retail

NAME / LOCATION	CLIENT / ASSIGNMENT	PROPERTY DATA	
The Tiffany Building 360 Post St. San Francisco, CA	Ponte Gadea, USA Environmental, Property Condition & Seismic Peer Reviews coupled with site visits to confirm findings and supplement		11 story, 96,884 sf retail and office building Reports aided fast paced acquisition
Del Monte Center Monterey, CA	Balboa Retail Investors Santa Monica, CA Property Condition and Seismic Assessments		2 story, 80,723 sf retail building, originally occupied by Mervyns Reports aided property disposition
Edgewater on Monterey Bay Sand City, CA	Windsor Medical Park, L.P. Mill Valley, CA Environmental and Property Condition Assessments and ALTA Survey		One building, three tenant retail structure 25,201 sf Due diligence reports aided property acquisition
Redmond Town Center Redmond, WA	DRA Realty Advisors New York, NY Environmental Site Assessments		19 retail/office buildings 67.7 acres 506,433 sf



AllWest Project Experience 2013 - 2024

Retail

NAME / LOCATION	CLIENT / ASSIGNMENT	PROPERTY DATA	
National Dollar Store San Francisco, CA	Harrigan Weidenmuller San Francisco, CA Hoist Removal		Operating retail store Hoist removal completed while store remained open
500 Broadway Santa Monica, CA	KRE Capital Beverly Hills, CA Property Condition Assessment Environmental Assessment Seismic Assessment		Retail building single story 37,500 sf Potential redevelopment site
Former Washington Mutual Bank Branches Coastal, CA	MetLife Los Angeles, CA ALTA Surveys		14 bank branches Santa Rosa to San Diego